User's Manual for electronic signature with Microsoft Outlook 2007

1. E-mail account configuration with corresponding electronic signature

1.1 From the main window of the e-mail client select the tab **Tools** >> **Trust Center** :

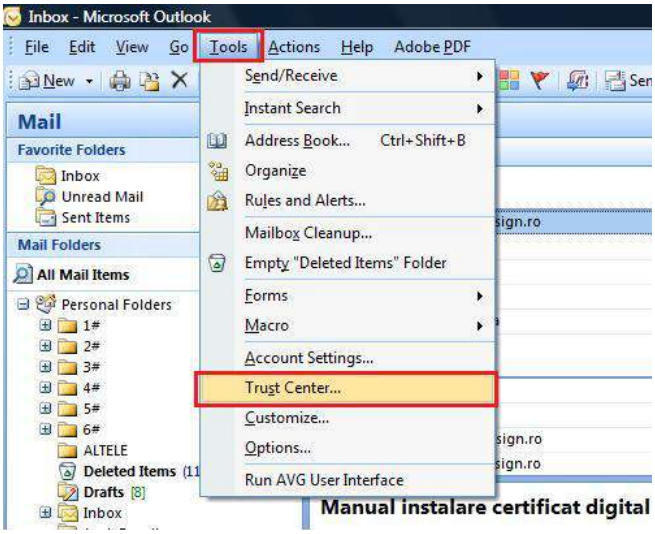

1.2 Select the tab **E-mail Security** >> **Settings**:

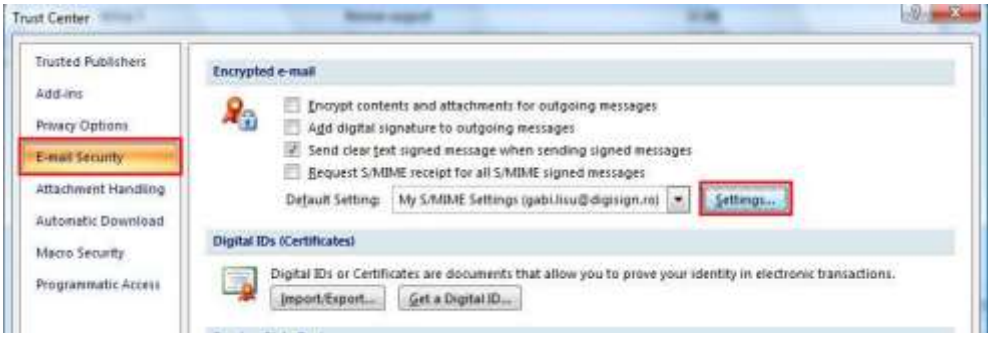

1.3 The button **Choose** shall be selected for both signing function and for the encryption one. You must choose the corresponding certificate for both of them (the one matching with your e-mail). Press **OK** at the end of each action:

2. Signing messages

2.1 From the main window of the e-mail client select the button **New**:

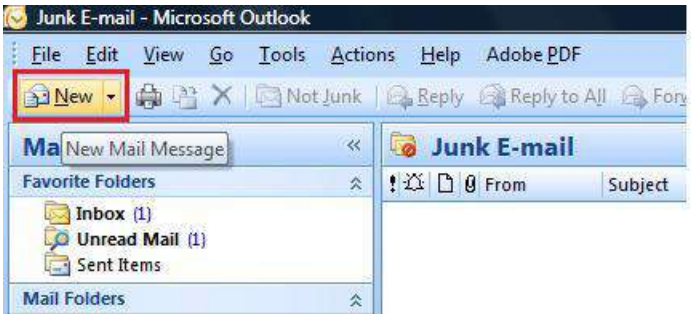

2.1 Then choose the button **Sign** :

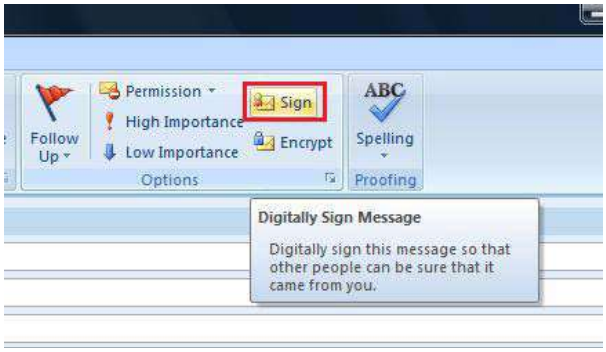

2.2 Press the button **Send**:

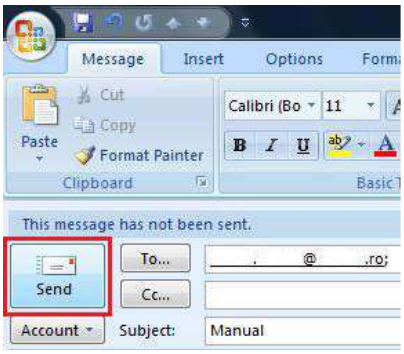

2.3 In the windows that appears enter the device **password**. Then select the button **OK**: